

High Voltage LED Series
Chip on Board

COB D-Gen2 Special Color

【Premium Color Line-up】



High efficacy COB LED package
well-suited for use in spotlight applications

Features & Benefits

- Chip on Board (COB) solution makes it easy to design in
- Simple assembly reduces manufacturing cost
- Low thermal resistance
- InGaN/GaN MQW LED with long time reliability

Applications

- Spotlight / Downlight
- LED Retrofit Bulbs
- Outdoor Illumination



Table of Contents

1.	Characteristics	-----	3
2.	Product Code Information	-----	5
3.	Typical Characteristics Graphs	-----	7
4.	Outline Drawing & Dimension	-----	12
5.	Reliability Test Items & Conditions	-----	14
6.	Label Structure	-----	15
7.	Packing structure	-----	16
8.	Precautions in Handling & Use	-----	18

1. Characteristics

a) Absolute Maximum Rating

Item	Symbol	Model	Rating	Unit	Condition
Ambient / Operating Temperature	T_a	All Model	-40 ~ +105	°C	-
Storage Temperature	T_{stg}	All Model	-40 ~ +120	°C	-
LED Junction Temperature	T_J	All Model	130	°C	-
Case Temperature	T_c	All Model	115	°C	-
Forward Current / Power Dissipation	I_f / P_d	LC013D	920 / 34.5	mA / W	-
		LC016D	1150 / 43.1		-
		LC019D	1380 / 51.8		-
		LC026D	1840 / 69		-
		LC033D	2300 / 86		-
ESD (HBM)	-	All Model	±2	kV	-
ESD (MM)	-	All Model	±0.5	kV	-

b) Electro-optical Characteristics (I_f = Sorting Current, $T_J = 65$ °C)

Item	Unit	Model	Rank	Min.	Typ.	Max.
Forward Voltage (V_f)	V	All Model	YZ	31.8	34.6	37.5
Thermal Resistance (junction to chip case)	°C/W	LC013D	-	-	1.53	-
		LC016D	-	-	1.21	-
		LC019D	-	-	1.08	-
		LC026D	-	-	0.85	-
		LC033D	-	-	0.72	-
Beam Angle	°	All Model	-	-	115	-
Nominal Power (Sorting Current)	W (mA)	LC013D	-	-	12.5 (360)	-
		LC016D	-	-	15.6 (450)	-
		LC019D	-	-	18.7 (540)	-
		LC026D	-	-	24.9 (720)	-
		LC033D	-	-	31.1 (900)	-

Notes:

- 1) The COB is tested in pulsed condition at rated test current (10 ms pulse width) and rated temperature ($T_J = T_C = T_a = 65$ °C)
- 2) Samsung maintains measurement tolerance of: forward voltage = ±5 %, CRI = ±1
- 3) Refer to the derating curve, '3. Typical Characteristics Graph'designed within the range.

c) Luminous Flux Characteristics (I_F = Sorting Current)

Model	Nominal	Flux	T _c = 65 °C (I _m)		
	CCT (K)	Rank	Min.	Typ.	Max.
LC013D	Fashion	D2	1085	1142	-
	Meat	D2	868	914	-
	Vegetable	D2	1128	1188	-
LC016D	Fashion	D2	1411	1485	-
	Meat	D2	1129	1188	-
	Vegetable	D2	1467	1544	-
LC019D	Fashion	D2	1677	1765	-
	Meat	D2	1341	1412	-
	Vegetable	D2	1744	1835	-
LC026D	Fashion	D2	2192	2307	-
	Meat	D2	1753	1845	-
	Vegetable	D2	2279	2399	-
LC033D	Fashion	D2	2712	2855	-
	Meat	D2	2170	2284	-
	Vegetable	D2	2820	2969	-

Notes:

- 1) The COB is tested in pulsed operating condition at rated test current (10 ms pulse width) and rated temperature (T_j = T_c = 65 °C).
- 2) Samsung maintains measurement tolerance of: Luminous flux = ±7 %, CRI = ±1

2. Product Code Information

1	2	3	4	5	6	7	8	9	10	11	12	13	14	15	16	17	18
S	P	H	W	H	A	H	D	N	G	2	V	Y	Z	U	S	D	2

Digit	PKG Information	Code	Specification
1 2 3	Samsung Package High Power	SPH	
4 5	Color	WH	White color
6	Product Version	A	
7 8	Form Factor	HD	COB
9	Lens Type	N	No lens
10	Internal Code	D E F G H	LC013 LC016 LC019 LC026 LC033
11	Internal Code	2	
12	CRI & Sorting Temperature	V	VIVID 65 °C
13 14	Forward Voltage (V)	YZ	31.8~37.5
15	CCT (K)	U T R	Fashion Meat Vegetable
16	MacAdam	S	Color Bin for Samsung Special Color
17 18	Luminous Flux	D2	COB D-series Gen.2 level

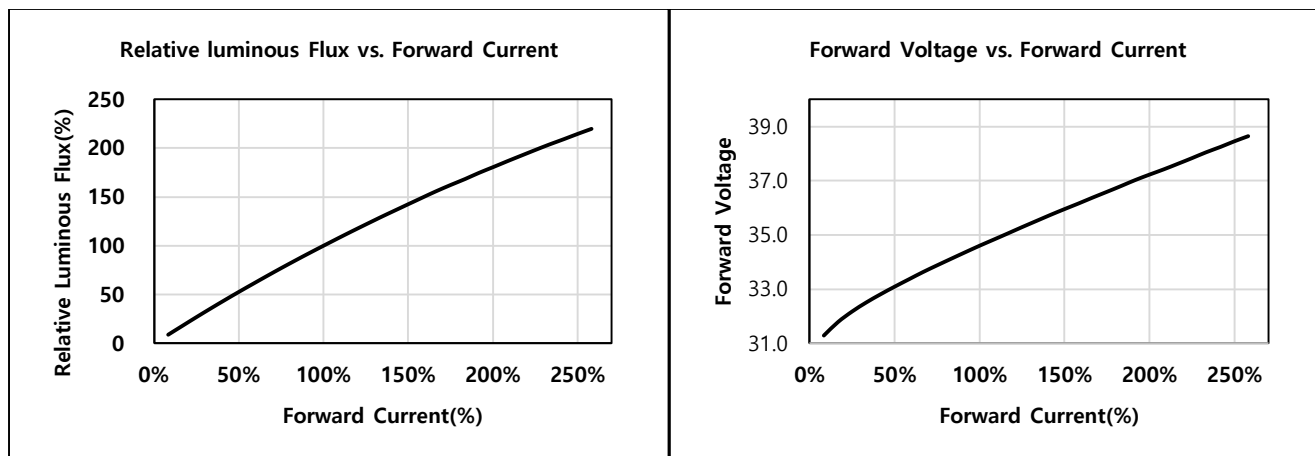
a) Binning Structure (I_F = Sorting Current, T_J =65 °C)

Model	Nominal CCT (K)	Product Code	V_F Rank	Color Rank	Flux Rank	Flux Range (Φ_v , lm)
LC013D	Fashion	SPHWWAHDND2VYZUSD2	YZ	US	D2	1085~
	Meat	SPHWWAHDND2VYZTSD2	YZ	TS	D2	868~
	Vegetable	SPHWWAHDND2VYZRSD2	YZ	RS	D2	1128~
LC016D	Fashion	SPHWWAHDNE2VYZUSD2	YZ	US	D2	1411~
	Meat	SPHWWAHDNE2VYZTSD2	YZ	TS	D2	1129~
	Vegetable	SPHWWAHDNE2VYZRSD2	YZ	RS	D2	1467~
LC019D	Fashion	SPHWWAHDNF2VYZUSD2	YZ	US	D2	1677~
	Meat	SPHWWAHDNF2VYZTSD2	YZ	TS	D2	1341~
	Vegetable	SPHWWAHDNF2VYZRSD2	YZ	RS	D2	1744~
LC026D	Fashion	SPHWWAHDNG2VYZUSD2	YZ	US	D2	2192~
	Meat	SPHWWAHDNG2VYZTSD2	YZ	TS	D2	1753~
	Vegetable	SPHWWAHDNG2VYZRSD2	YZ	RS	D2	2279~
LC033D	Fashion	SPHWWAHDNH2VYZUSD2	YZ	US	D2	2712~
	Meat	SPHWWAHDNH2VYZTSD2	YZ	TS	D2	2170~
	Vegetable	SPHWWAHDNH2VYZRSD2	YZ	RS	D2	2820~

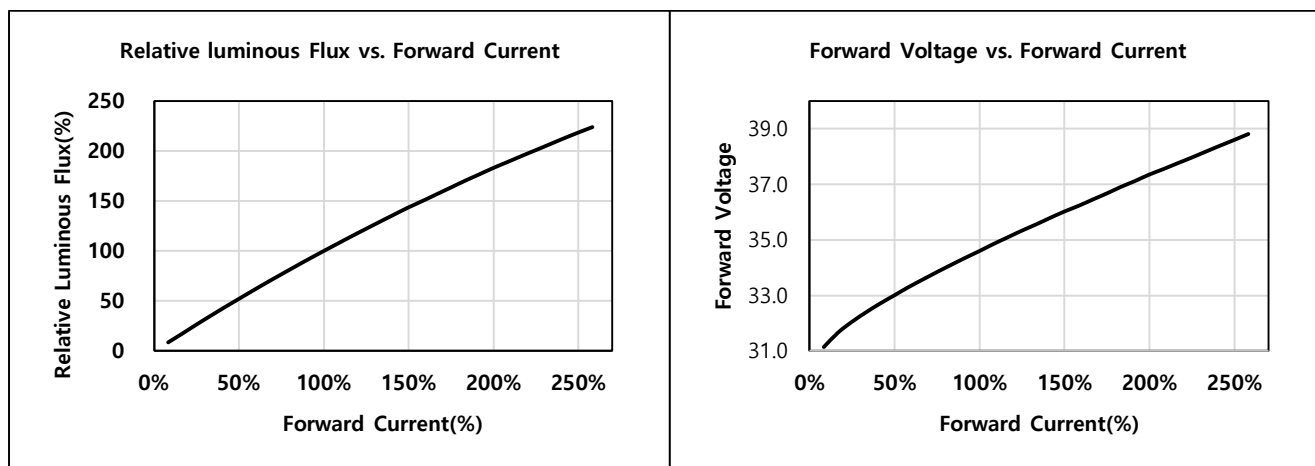
3. Typical Characteristics Graphs

a) Forward Current Characteristics ($T_J = 65\text{ }^\circ\text{C}$)

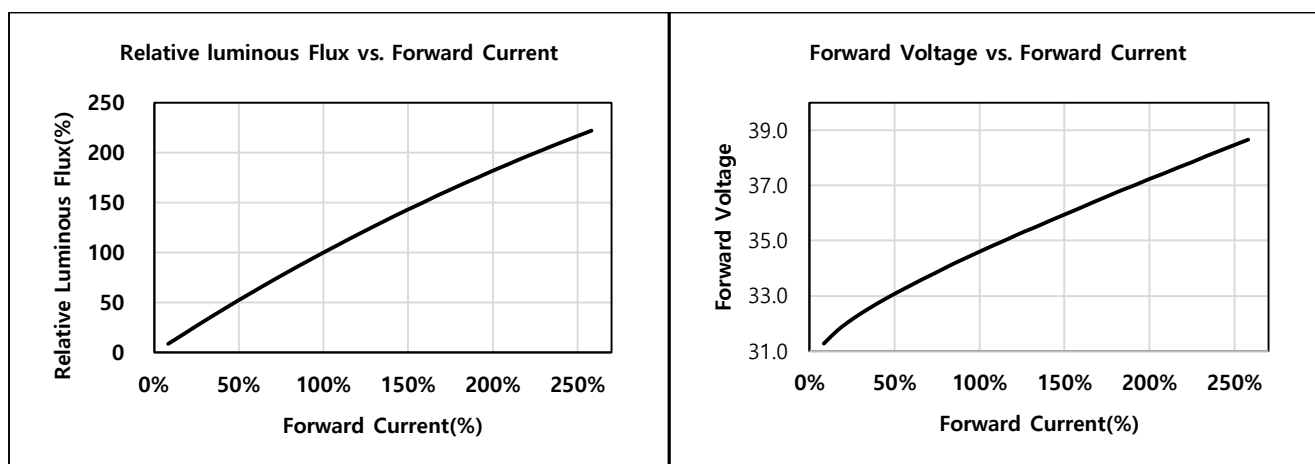
1) Fashion



2) Meat

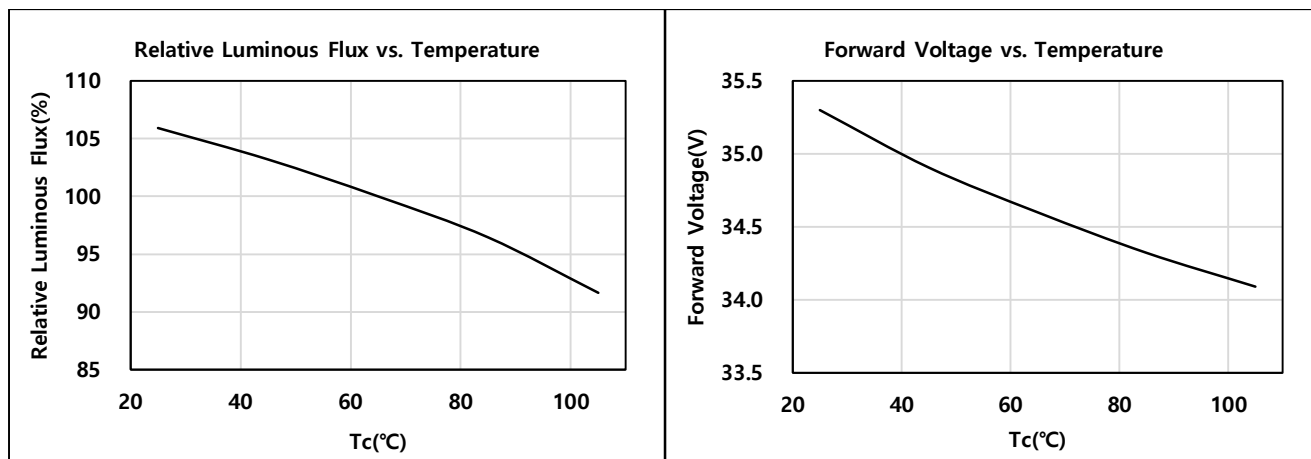


3) Vegetable

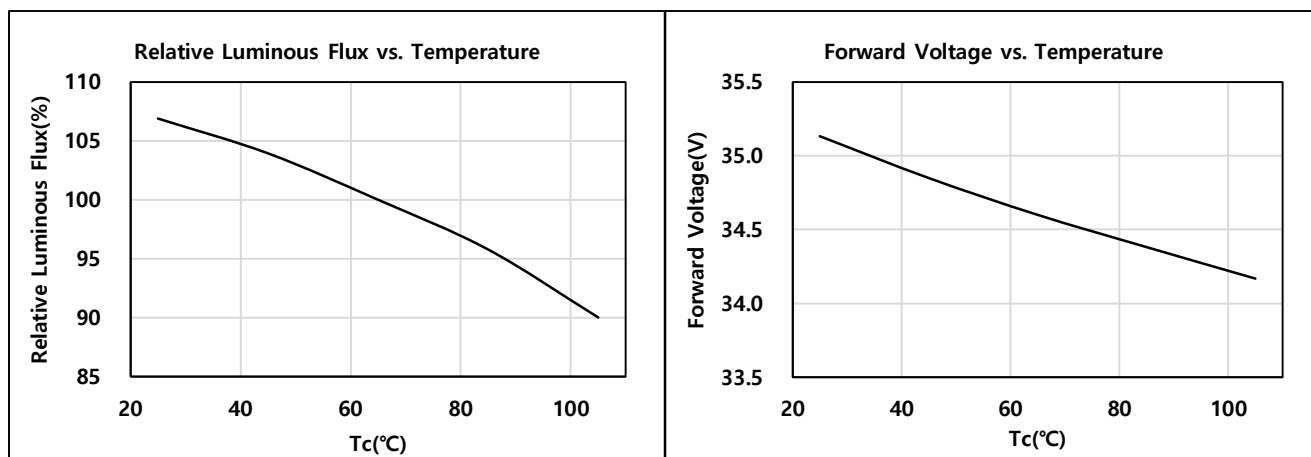


b) Temperature Characteristics ($I_f = \text{Sorting Current}$)

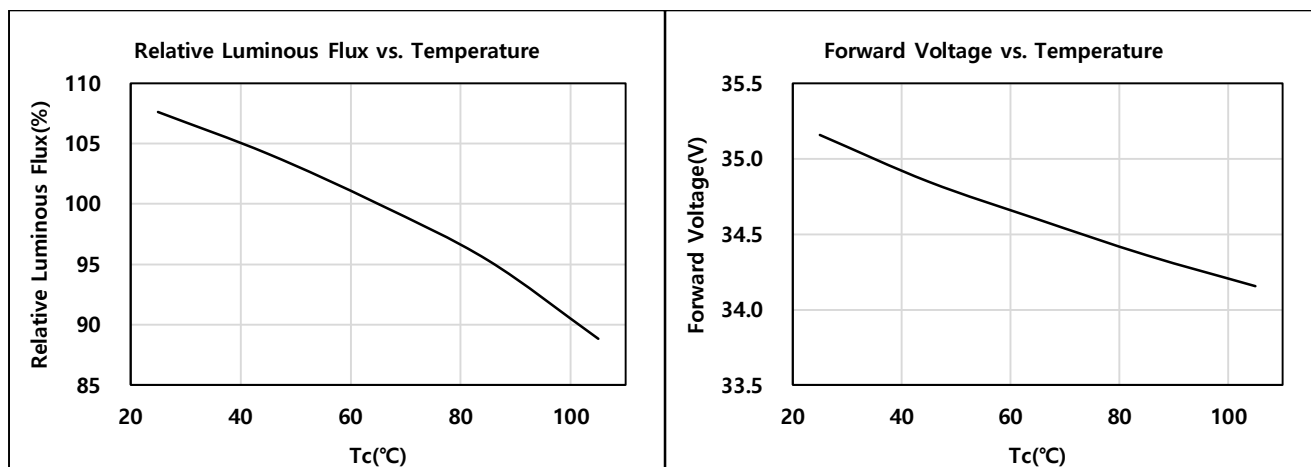
1) Fashion



2) Meat

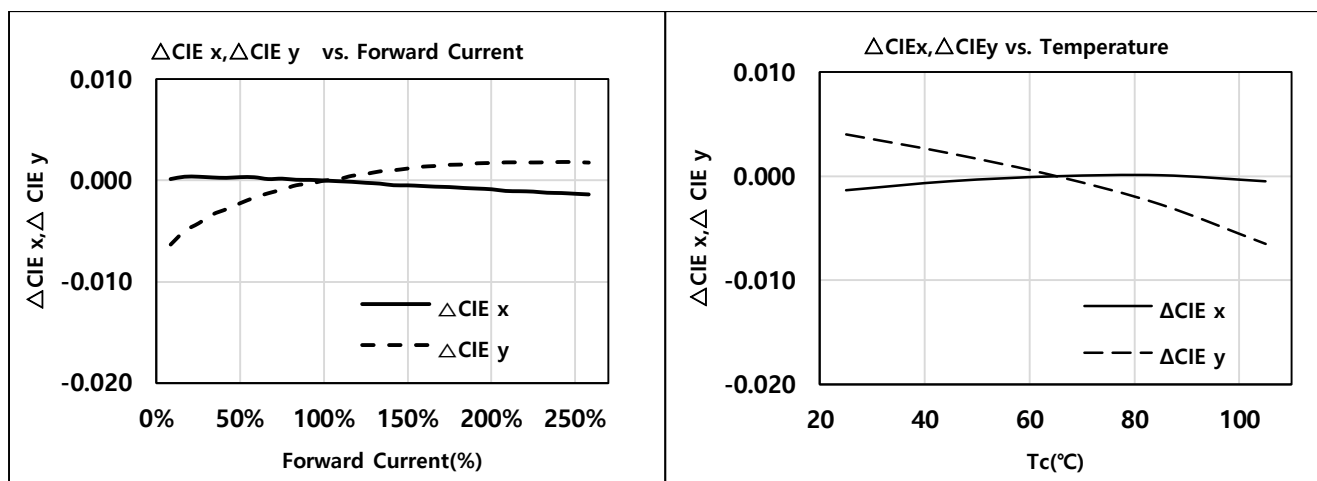


3) Vegetable

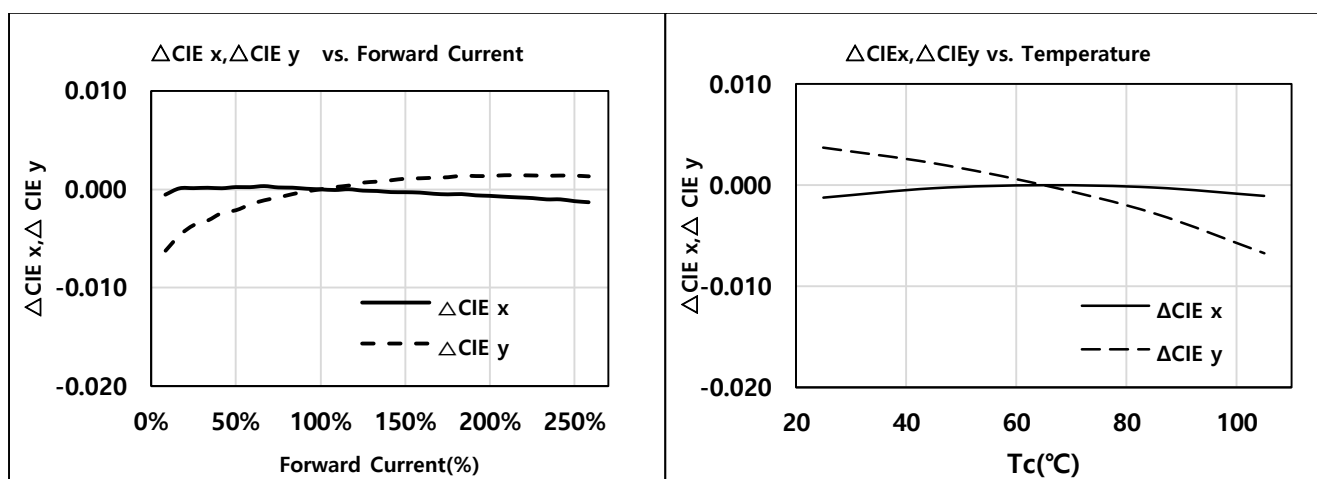


c) Color Shift Characteristics (I_F = Sorting Current, $T_J = 65^\circ\text{C}$)

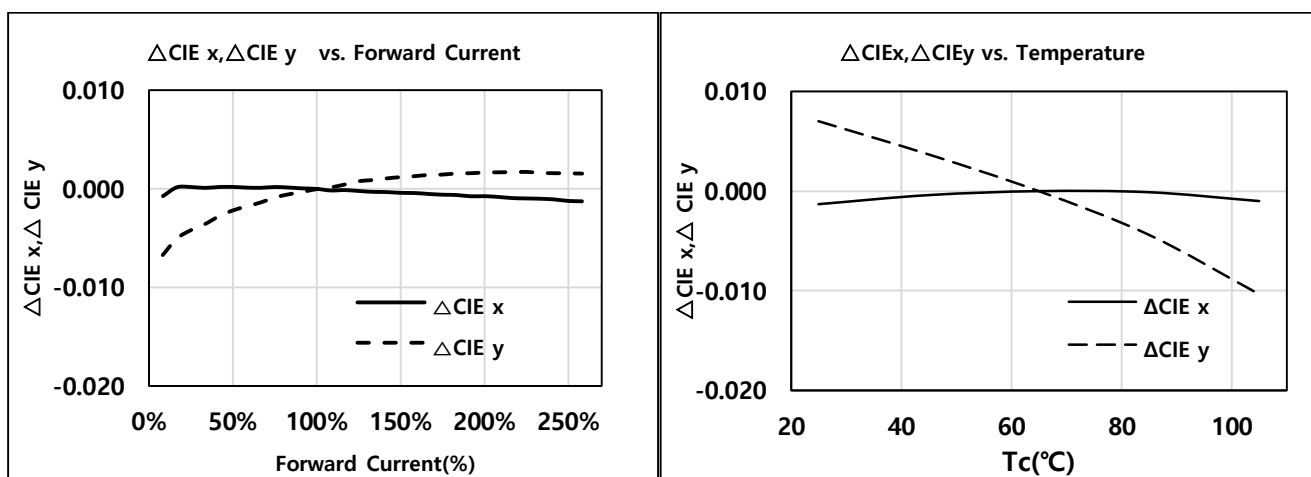
1) Fashion



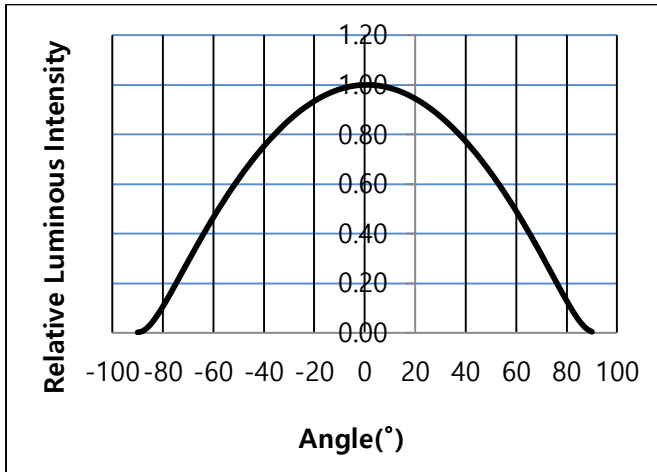
2) Meat



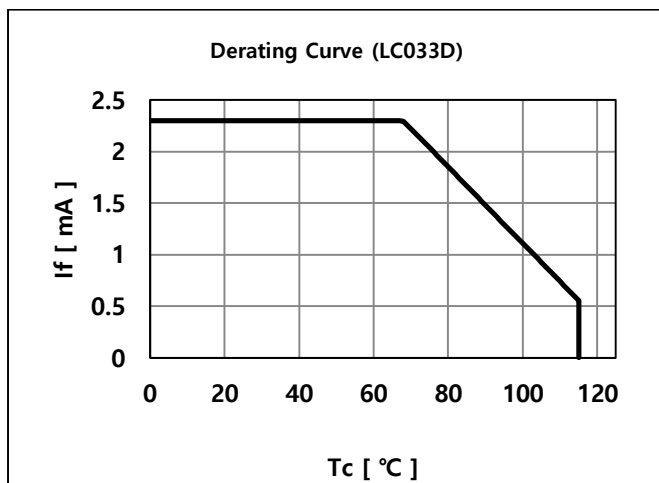
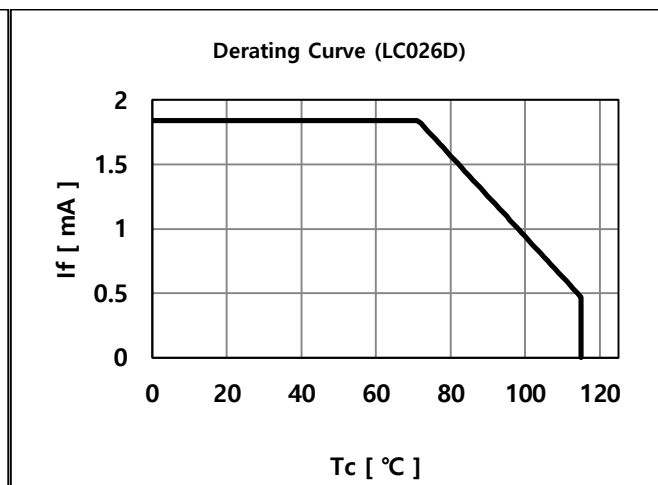
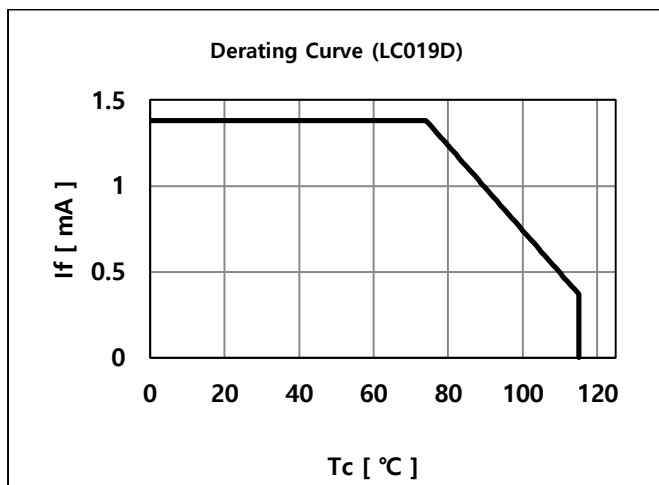
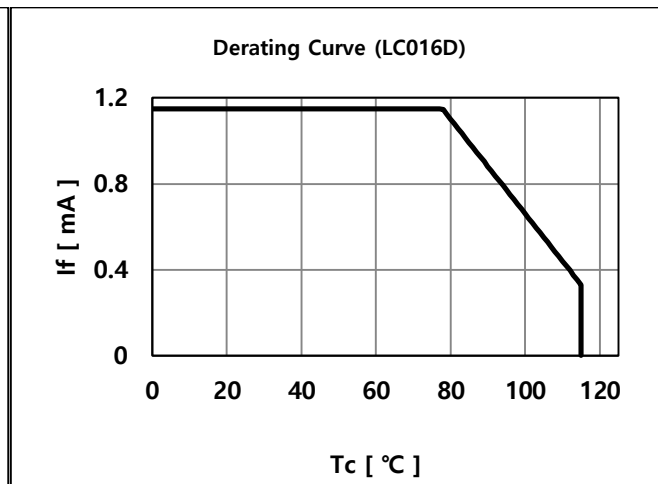
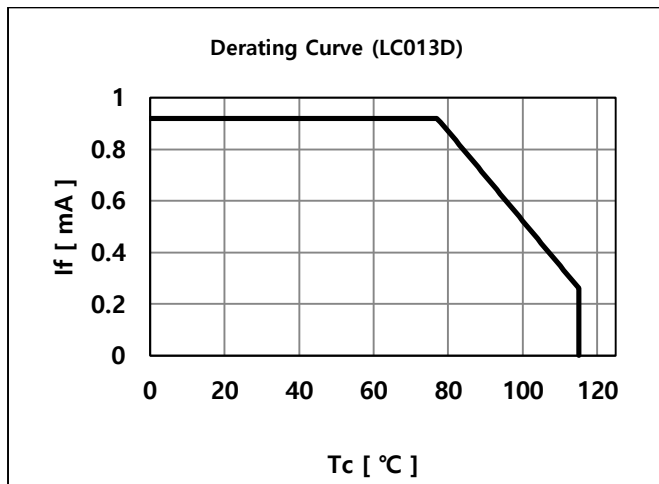
3) Vegetable



d) Beam Angle Characteristics ($I_F = \text{Sorting Current}$, $T_J = 65\text{ }^\circ\text{C}$)

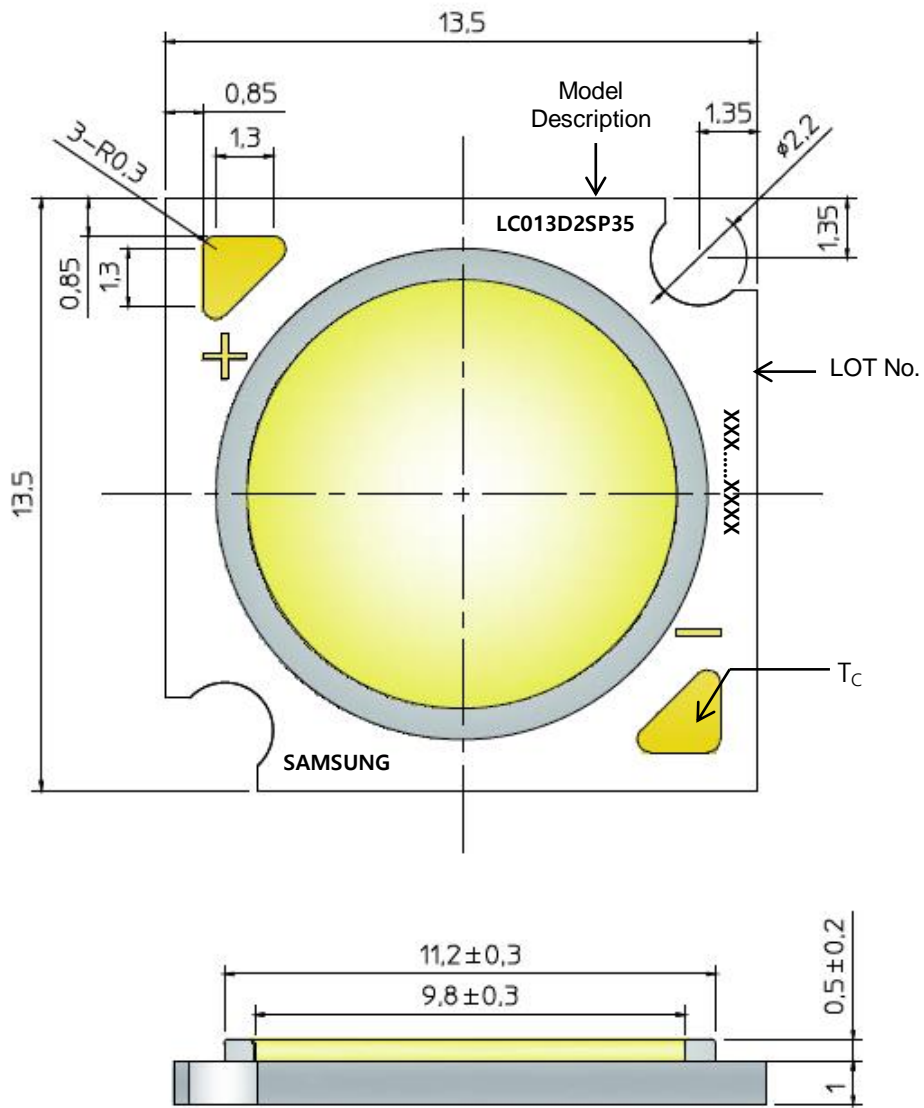


f) Derating Characteristics



4. Outline Drawing & Dimension

1) LCo13D

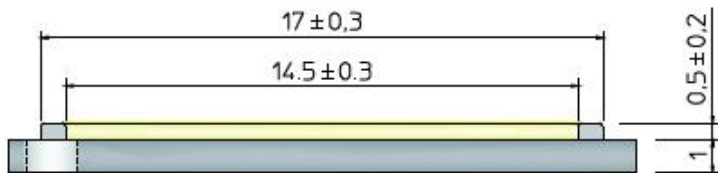
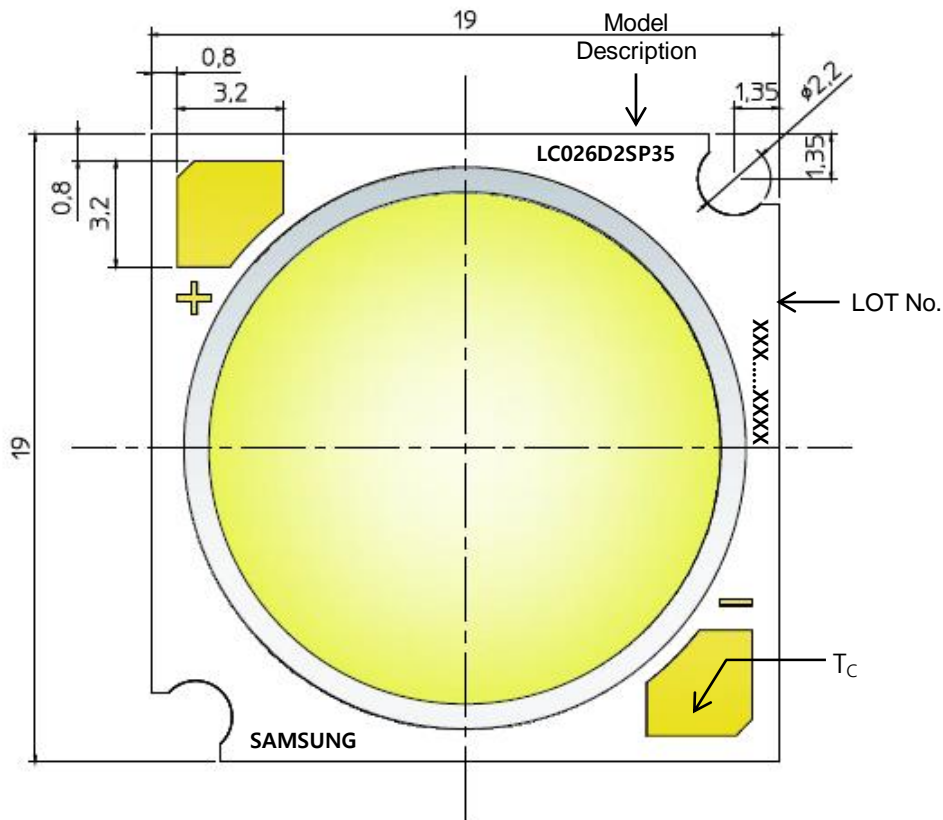


- 1. Unit: mm
- 2. Tolerance: ± 0.30 mm

Item	Dimension	Tolerance	Unit
Length	13.5	±0.30	mm
Width	13.5	±0.30	mm
Height	1.50	±0.20	mm
Light Emitting Surface (LES) Diameter	9.8	±0.30	mm

Note: Denoted product information above is only an example
(LC013D2SP35 :13W, Special Color, Fashion)

2) LCo16D, LCo19D, LCo26D, LCo33D



- 1. Unit: mm
- 2. Tolerance: ± 0.3 mm

Item	Dimension	Tolerance	Unit
Length	19.0	±0.30	mm
Width	19.0	±0.30	mm
Height	1.50	±0.20	mm
Light Emitting Surface (LES) Diameter	14.5	±0.30	mm

Note: Denoted product information above is only an example
 (LC026D2SP35 : 26W, Special Color, Fashion)

5. Reliability Test Items & Conditions

a) Test Items

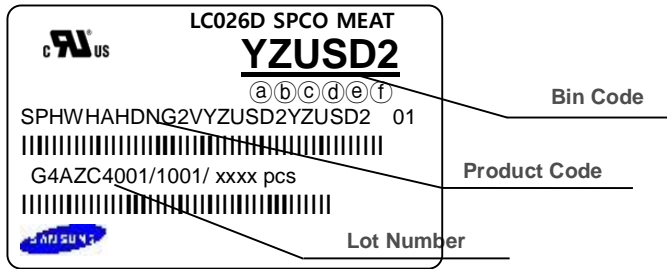
Test Item	Test Condition	Test Hour / Cycle
High Temperature Life Test	85 °C, DC Derating, I_F	1000 h
Low Temperature Life Test	-40 °C, DC, Derating I_F	1000 h
High Temperature Storage	120 °C	1000 h
Low Temperature Storage	-40 °C	1000 h
TemperatureCycle On/Off Test	-40 °C/ 85 °C each 20 min, 30 min transfer power on/off each 5 min, DC Derating, $I_F = \text{max}$	100 cycles
ESD (HBM)	R ₁ : 10 MΩ R ₂ : 1.5 kΩ C: 100 pF V: ±2 kV	5 times
ESD (MM)	R ₁ : 10 MΩ R ₂ : 0 kΩ C: 200 pF V: ±0.2 kV	5 times
Vibration Test	20~ 80 Hz (displacement: 0.06 inch, max. 20 g) 80 ~ 2 kHz (max. 20 g) min. frequency ↔max. frequency 4 min transfer	4 times
Mechanical Shock Test	1500g, 0.5 ms each of the 6 surfaces (3 axis x 2 sides)	5 times
Sulfur Resistance	25 °C, 75%, H ₂ S 15 ppm	504h

b) Criteria for Judging the Damage

Item	Symbol	Test Condition ($T_c = 25\text{ °C}$)	Limit	
			Min.	Max.
Forward Voltage	V_F	$I_F = \text{Sorting Current}$	L.S.L. * 0.9	U.S.L. * 1.1
Luminous Flux	Φ_v	$I_F = \text{Sorting Current}$	L.S.L. * 0.7	U.S.L. * 1.3

6. Label Structure

a) Label Structure



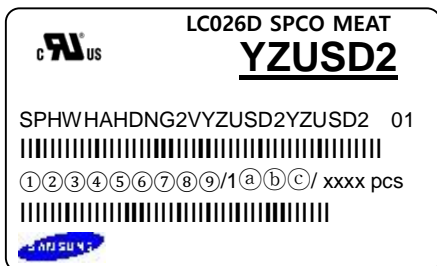
Note: Denoted bincode and product code above is only an example (see description on page 5)

Bin Code:

- ⒶⒷ: Forward Voltagebin (refer to page11)
- ⒸⒹ: Chromaticitybin (refer to page 9-10)
- ⒺⒻ: Luminous Fluxbin (refer to page 6)

b) Lot Number

The lot number is composed of the following characters:



① ③④⑤⑥⑦⑧⑨ / 1ⒶⒷⒸ / xxxx pcs

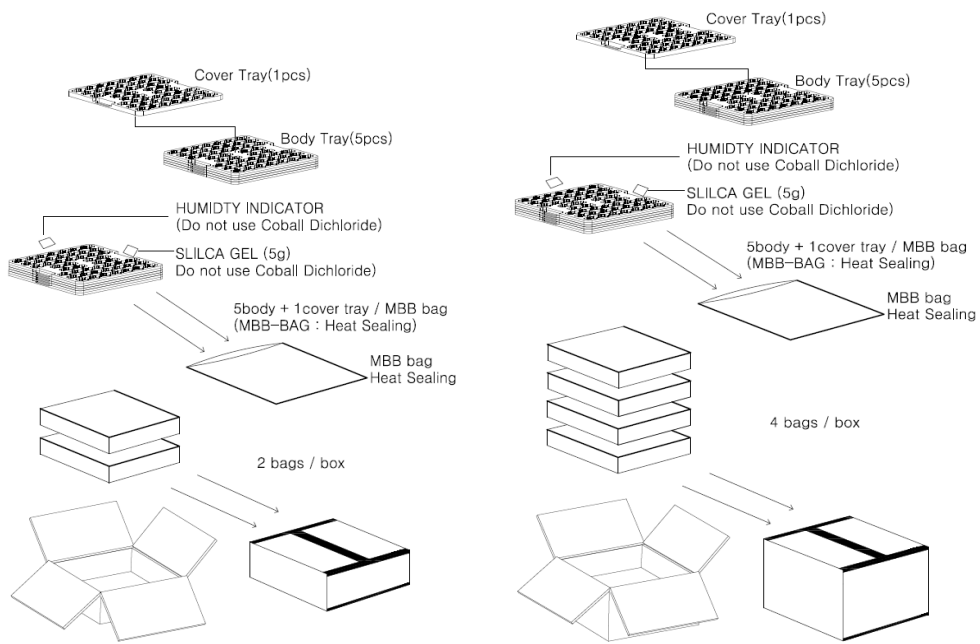
- ① : Production site (S: Giheung, Korea, G: Tianjin, China)
- ② : 4(LED)
- ③ : Product state (A: Normal, B: Bulk, C: First Production, R: Reproduction, S: Sample)
- ④ : Year (Z: 2015, A: 2016, B: 2017...)
- ⑤ : Month (1~9, A, B, C)
- ⑥⑦⑧⑨ : Day (1~9, A, B~V)
- ⒶⒷⒸ : Product serial number (001 ~ 999)

7. Packing Structure

1) LC013D

Packing material	Max. quantity in pcs of COB	Dimension(mm)			
		Length	Width	Height	Tolerance
Tray	50	200	200	8	1
Anti-Static Bag	250 (5 trays)	320	270	-	+/- 0.5
Outer Box (Small)	500 (2 bags)	225	225	65	5
Outer Box (Middle)	1000 (4 bags)	225	225	130	5

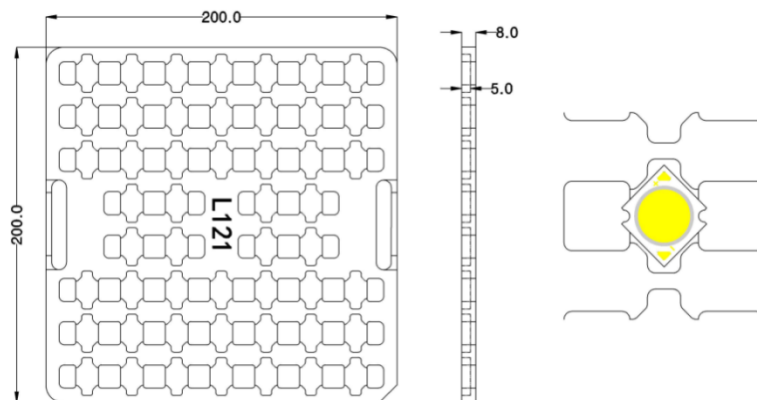
a) Packing Structure



※ Small Box

※ Middle Box

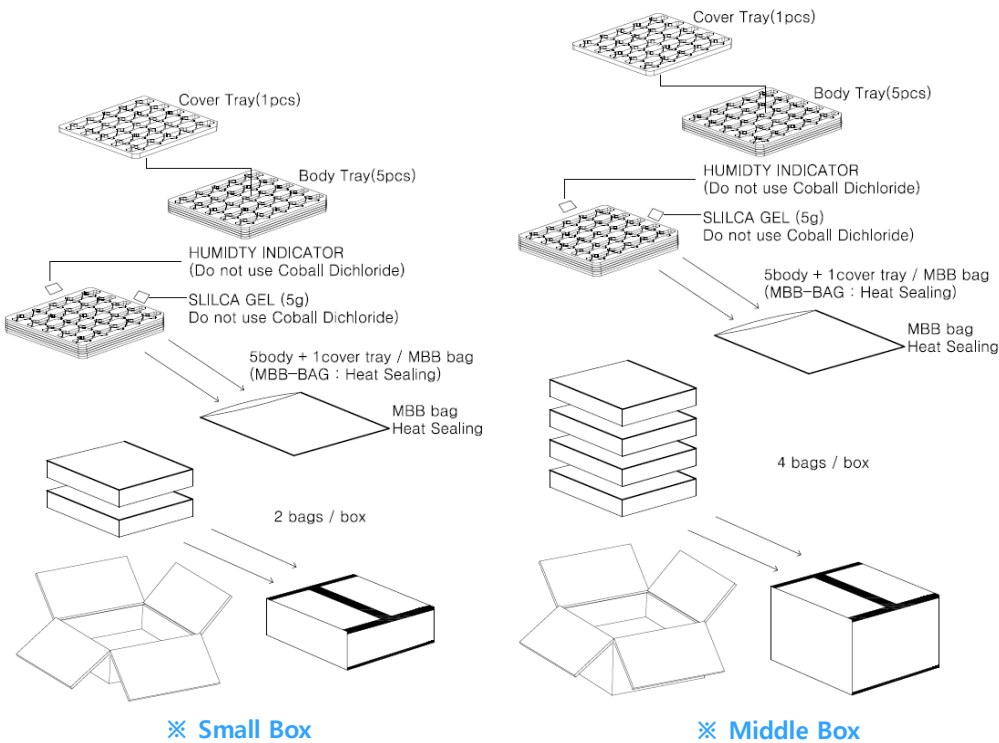
b) Tray



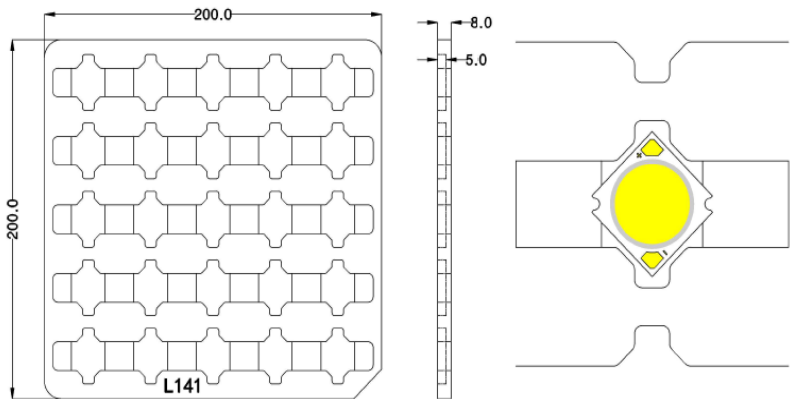
2) LC016D, LC019D, LC026D, LC033D

Packing material	Max. quantity in pcs of COB	Dimension(mm)				Tolerance
		Length	Width	Height		
Tray	25	200	200	8	1	
Anti-Static Bag	125 (5 trays)	320	270	-	+/- 0.5	
Outer Box (Small)	250 (2 bags)	225	225	65	5	
Outer Box (Middle)	500 (4 bags)	225	225	130	5	

a) Packing Structure

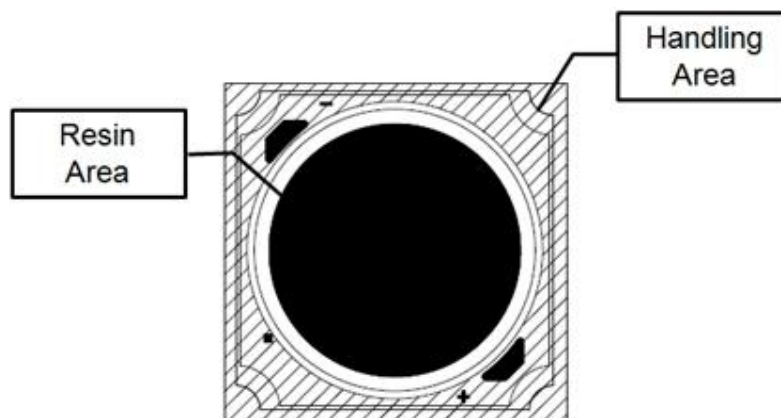


b) Tray



8. Precautions in Handling & Use

- 1) This device should not be used in any type of fluid such as water, oil, organic solvent, etc. When cleaning is required, IPA is recommended as the cleaning agent. Some solvent-based cleaning agent may damage the silicone resins used in the device.
- 2) LEDs must be stored in a clean environment. If the LEDs are to be stored for three months or more after being shipped from Samsung, they should be packed with a nitrogen-filled container (shelf life of sealed bags is 12 months at temperature 0~40 °C, 0~90 % RH).
- 3) After storage bag is opened, device subjected to soldering, solder reflow, or other high temperature processes must be:
 - a. Mounted within 672 hours (28 days) at an assembly line with a condition of no more than 30 °C / 60 % RH, or
 - b. Stored at <10 % RH
- 4) Repack unused products with anti-moisture packing, fold to close any opening and then store in a dry place.
- 5) Devices require baking before mounting, if humidity card reading is >60 % at 23 ± 5 °C.
- 6) Devices must be baked for 1 hour at 60 ± 5 °C, if baking is required.
- 7) The LEDs are sensitive to the static electricity and surge current. It is recommended to use a wrist band or anti-electrostatic glove when handling the LEDs. If voltage exceeding the absolute maximum rating is applied to LEDs, it may cause damage or even destruction to LED devices. Damaged LEDs may show some unusual characteristics such as increase in leakage current, lowered turn-on voltage, or abnormal lighting of LEDs at low current.
- 8) The thermal management is one of the most critical factors for the LED lighting system. Especially the LED junction temperature should not exceed the absolute maximum rating while operation of LED lighting system.
For more information, please refer to Application Note 'Mechanical & Thermal Guide for COB'.
- 9) In case of driving LEDs around the minimum current level (I_{f_min}), chips might exhibit different brightness due to the variation in I-V characteristics of each one. This is normal and does not adversely affect the performance of product.
- 10) VOCs (Volatile Organic Compounds) can be generated from adhesives, flux, hardener or organic additives used in luminaires (fixtures). Transparent LED silicone encapsulant is permeable to those chemicals and they may lead to a discoloration of encapsulant when they exposed to heat or light. This phenomenon can cause a significant loss of light emitted (output) from the luminaires. In order to prevent these problems, we recommend users to know the physical properties of materials used in luminaires and they must be carefully selected.
- 11) The resin area is very sensitive, please do not handle, press, touch, rub, clean, or pick by with tweezers on it. Instead, please pick at the handling area as indicated below.



Legal and additional information.

[About Samsung Electronics Co., Ltd.](#)

Samsung Electronics Co., Ltd. inspires the world and shapes the future with transformative ideas and technologies, redefining the worlds of TVs, smartphones, wearable devices, tablets, cameras, digital appliances, printers, medical equipment, network systems and semiconductors.

We are also leading in the Internet of Things space through, among others, our Digital Health and Smart Home initiatives. We employ 307,000 people across 84 countries. To discover more, please visit our official website at www.samsung.com and our official blog at global.samsungtomorrow.com.

Copyright © 2015 Samsung Electronics Co., Ltd. All rights reserved.

Samsung is a registered trademark of Samsung Electronics Co., Ltd.

Specifications and designs are subject to change without notice. Non-metric weights and measurements are approximate. All data were deemed correct at time of creation. Samsung is not liable for errors or omissions. All brand, product, service names and logos are trademarks and/or registered trademarks of their respective owners and are hereby recognized and acknowledged.

Samsung Electronics Co., Ltd.

95, Samsung 2-ro

Giheung-gu

Yongin-si, Gyeonggi-do, 446-711

KOREA

www.samsungled.com

